


# PANALUX

## SONARA 3:2

Soft Light. Precise White.



### Panalux Sonara 3:2™

**The Panalux Sonara 3:2™ is a next-generation, enhanced variable white LED soft light, capable of producing a broad, even spectrum of white light from 1600K to 20000K with advanced green/magenta control. The innovative LED technology of the fixture allows for fine adjustments across accurate white points, subtle pastel hues, dialled-in x,y coordinates, as well as a built in library of select LEE Filters gels.**

The Panalux Sonara 3:2 has been specifically developed with creativity and versatility in mind. Control the fixture remotely with the removeable controller, native wireless DMX, ArtNet or industry standard DMX512, with total colour and output control via either HSI, CCT or Gel operating modes. With an output of 1400 Lux at 3 metres and a high TLCI of 96+, as well as ultra fine dimming from 0-100%, the Panalux Sonara 3:2 allows for creative freedom without limits.

Included as standard with every kit is a custom designed, easy-to-rig softbox with tailored diffusion textiles, including quarter, half, and full gridcloth, as well as super soft magic cloth and a Snapgrid fabric eggcrate.

### Key Features

- Colour accurate, powerful white light
- Expanded CCT range from 1600K to 20000K
- Precision colour correction, 96+ TLCI
- Native Lumenradio CRMX
- Detachable controller
- Wide aperture gives soft, wraparound light
- Includes diffusion and eggcrate accessories
- Flicker free tested to 10,000fps
- Full range dimming from 0-100%
- Built-in LEE Filters Gel library
- DMX, ArtNet or Local Control
- M12 mounting points for easy rigging
- Outputs 1400 Lux @ 3 metres
- Consistent, broad and even spectrum

# PANALUX SONARA 3:2

Soft Light. Precise White.

## Specifications

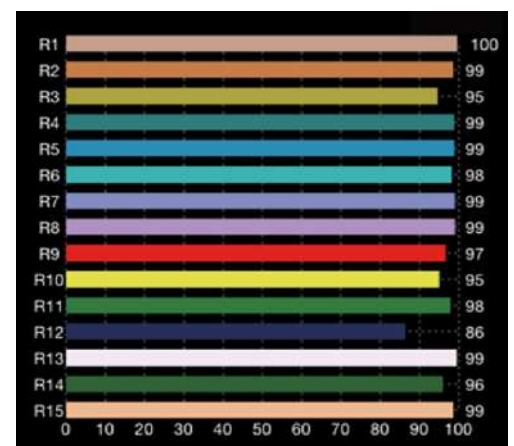
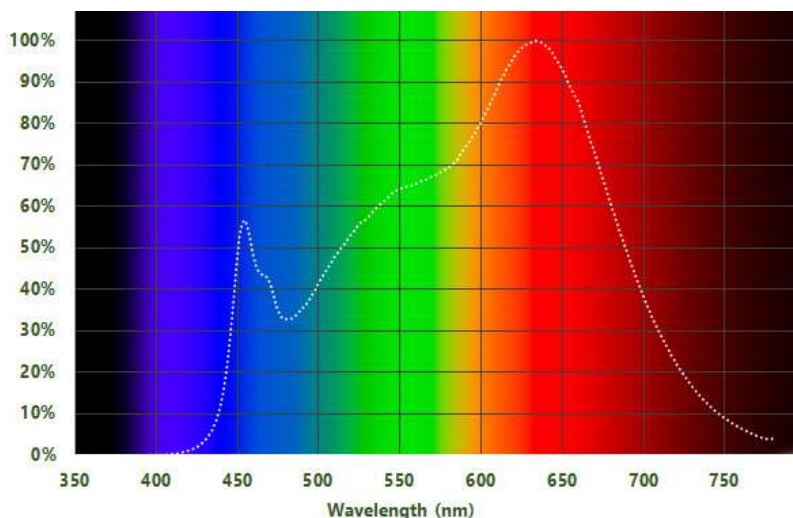
<b>Light Aperture (mm)</b>	900 x 600	<b>*Cased Dimensions</b>	1200 x 948 x 134
<b>CCT Range</b>	1600K - 20000K	<b>Weight (kg)</b>	19kg (without Stirrup)
<b>Beam Angle (°)</b>	120	<b>Dimensions (mm)</b>	648 x 948 x 134
<b>Protection Rating</b>	IP20	<b>Power Draw (W)</b>	500
<b>Mounting</b>	Stirrup with 28mm Spigot / M12 Fixings	<b>Lux @ 3M (3200K)</b>	1400
<b>Power Supply Input</b>	110-240V 50/60Hz	<b>Lux @ 3M (5600K)</b>	1400
<b>Power Input Connector</b>	Neutrik powerCON TRUE1	<b>TLCI</b>	95.5
<b>Control</b>	Local / DMX / Artnet / CRMX	<b>CRI</b>	96.3
<b>Wireless Control</b>	Lumenradio CRMX Native	<b>SSI</b>	82

\*For a kit of 2 units

## Photometrics

Illuminance values in Lux at 10 Metres, with textiles as included in a standard kit.

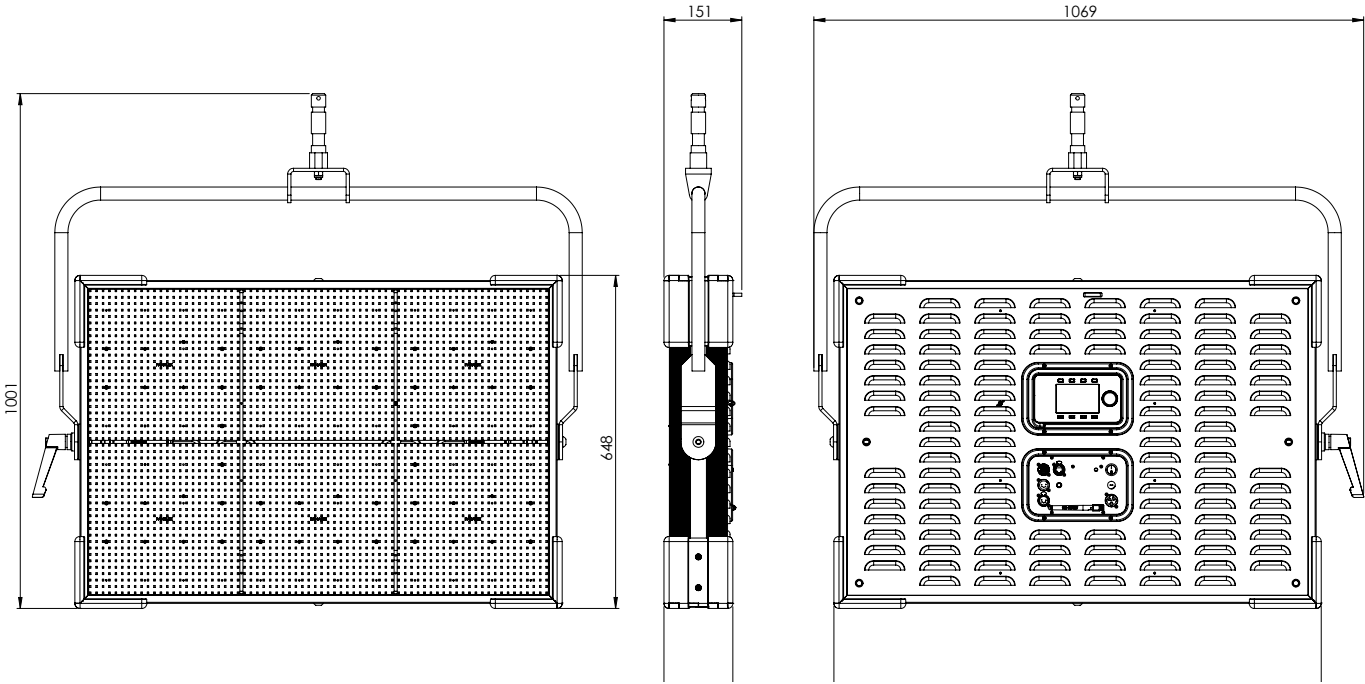
CCT (K)	Open Face	1/4 Grid	1/2 Grid	Full Grid	Magic Cloth
3200	120	94	79	64	47
4300	190	198	133	109	80
5600	139	111	95	77	56



# PANALUX SONARA 3:2

Soft Light. Precise White.

## Overall Dimensions



## Mounting Points

